



# Cat<sup>®</sup> 305.5E2 CR

## MINI HYDRAULIC EXCAVATOR

### FEATURES:

The Cat<sup>®</sup> 305.5E2 CR Mini Hydraulic Excavator delivers high performance, durability and versatility in a compact design to help you work in a variety of applications. The 305.5E2 CR features the following:

- **Spacious operator environment** offers industry leading comfort, ergonomically designed 100% pilot controls and excellent visibility for superior productivity and safety on the job.
- **Compact Radius Design** lets you work within confined areas. The radius of the upper body stays within 140 mm (5 in) of the undercarriage so the operator can concentrate on the work being done without having to worry about the back of the machine.
- **High Definition Hydraulic System** provides a load sensing and flow sharing capability leading to operational precision, efficient performance and greater controllability.
- **Broad range of Cat Work Tools** makes the Cat Mini Hydraulic Excavator a versatile machine able to meet the requirements of any job site.
- **Over 200 degrees of bucket rotation** provides greater material retention during truck loading and easier flat wall digging without having to reposition the machine.
- **Convenient service and maintenance requirements** include ease of access to daily check points, 500 hour engine oil and filter change period, 500 hour grease interval on front implement, S-O-S<sup>SM</sup> oil sampling valve and overall long term durability which reduces operating costs and machine downtime.
- **COMPASS Control Panel** is a standard feature that allows the operator to easily adjust auxiliary flows to achieve the optimal work tool performance, activate auto idle or economy mode for improved fuel efficiency and utilize the security system to ensure protection of valuable assets with the simple touch of a button.
- **Cat dealers offer you unmatched customer support** with excellent equipment management services, equipment maintenance and fast parts availability, resulting in optimized performance, reliability and profit.

## Specifications

### Engine

Engine Model*	Cat C2.4	
<b>Rated Net Power @ 2,200 rpm</b> ISO 9249/EEC 80/1269	32.9 kW	44.1 hp
<b>Gross Power</b> ISO 14396	34.1 kW	45.7 hp
Bore	87 mm	3.4 in
Stroke	102.4 mm	4 in
Displacement	2.4 L	146 in <sup>3</sup>

\*Meets U.S. EPA Tier 4 Interim/EU Stage IIIA emission standards.

### Weights\*

Weight – Canopy, Standard Stick	5217 kg	11,503 lb
Weight – Canopy, Long Stick	5259 kg	11,596 lb
Weight – Cab, Standard Stick	5380 kg	11,863 lb
Weight – Cab, Long Stick	5423 kg	11,958 lb

\*Weight includes counterweight, rubber tracks, bucket, operator, full fuel and auxiliary lines.

### Service Refill Capacities

Cooling System	10.5 L	2.8 gal
Engine Oil	9.5 L	2.5 gal
Fuel Tank	63 L	16.6 gal
Hydraulic Tank	68.3 L	18 gal
Hydraulic System	78 L	20.6 gal

### Travel System

Travel Speed – High	4.5 km/h	2.8 mph
Travel Speed – Low	2.8 km/h	1.7 mph
Max Traction Force – High Speed	26.8 kN	6,025 lb
Max Traction Force – Low Speed	47.8 kN	10,746 lb
Ground Pressure – Canopy	31 kPa	4.5 psi
Ground Pressure – Cab	31.9 kPa	4.6 psi
Gradeability (maximum)	30°	

### Hydraulic System

Load Sensing Hydraulics with Variable Displacement Piston Pump		
Pump Flow at 2,400 rpm	150 L/min	39.6 gal/min
Operating Pressure – Equipment	245 bar	3,553 psi
Operating Pressure – Travel	245 bar	3,553 psi
Operating Pressure – Swing	216 bar	3,132 psi
Auxiliary Circuit – Primary (186 bar/2,734 psi)	80 L/min	21.1 gal/min
Auxiliary Circuit – Secondary (174 bar/2,524 psi)	25 L/min	6.6 gal/min
Digging Force – Stick (standard)	28.9 kN	6,500 lb
Digging Force – Stick (long)	24.8 kN	5,575 lb
Digging Force – Bucket	50.9 kN	11,445 lb



# 305.5E2 CR Mini Hydraulic Excavator

## Swing System

Machine Swing Speed	10 rpm
Boom Swing – Left* (without stop)	80°
Boom Swing – Left* (with stop)	60°
Boom Swing – Right	50°

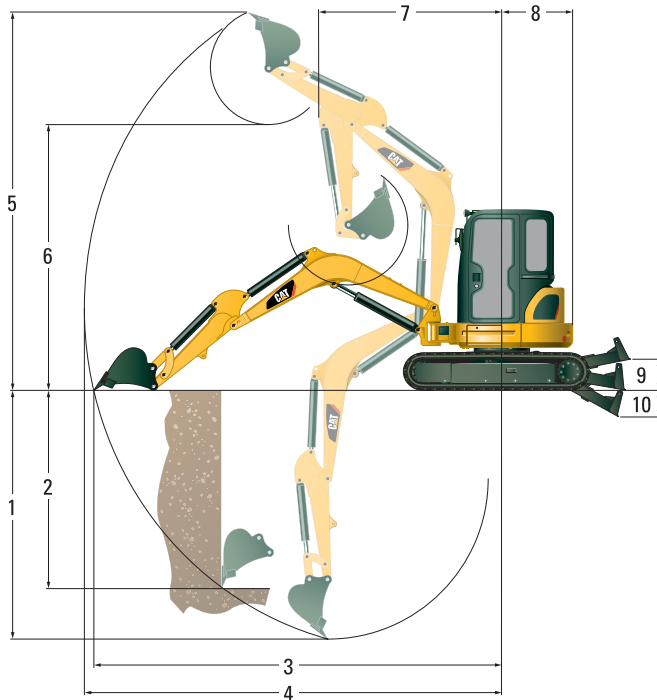
\*Automatic swing brake, spring applied, hydraulic release.

## Blade

Width	1980 mm	78.0 in
Height	375 mm	14.8 in
Dig Depth	555 mm	21.9 in
Lift Height	405 mm	15.9 in

## Operating Specifications

Stick Length – Standard	1420 mm	55 in
Stick Length – Long	1820 mm	70 in
Counterweight	165.3 kg	364.4 lb



## Undercarriage

Number of Carrier Rollers	3
Number of Track Rollers	3
Track Roller Type	Triple Flange

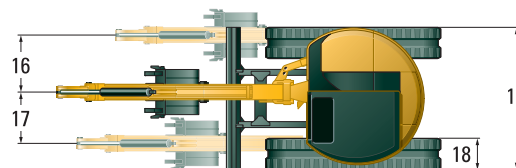
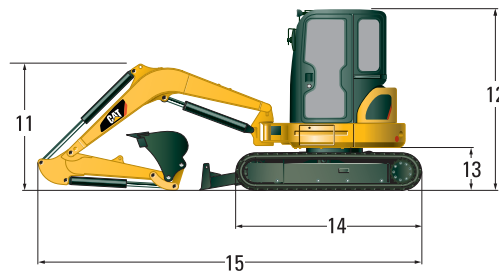
## Certification – Cab and Canopy

Roll Over Protective Structure (ROPS)	ISO 12117-2
Tip Over Protective Structure (TOPS)	ISO 12117
Top Guard	ISO 10262 (Level I)

## Lift Capacities at Ground Level\*

		3000 mm (9'8")		4500 mm (14'9")	
		Front	Side	Front	Side
<b>Blade Down</b>	kg	2590	1290	1380	690
	(lb)	(5,710)	(2,844)	(3,042)	(1,521)
<b>Blade Up</b>	kg	1550	1150	820	620
	(lb)	(3,417)	(2,535)	(1,808)	(1,367)

\*The above loads are in compliance with hydraulic excavator lift capacity rating standard ISO 10567:2007 and they do not exceed 87% of hydraulic lifting capacity or 75% of tipping capacity. The excavator bucket weight is not included on this chart. Lifting capacities are for standard stick.



## Dimensions

	Standard Stick		Long Stick			Standard Stick		Long Stick	
	mm	in	mm	in		mm	in	mm	in
<b>1</b> Dig Depth	3470	137	3870	152	<b>11</b> Boom Height in Shipping Position	1740	69	2150	85
<b>2</b> Vertical Wall	2330	92	2730	107	<b>12</b> O/A Shipping Height	2550	100	2550	100
<b>3</b> Maximum Reach at Ground Level	5630	222	6020	237	<b>13</b> Swing Bearing Height	615	24	615	24
<b>4</b> Maximum Reach	5790	228	6170	243	<b>14</b> O/A Undercarriage Length	2580	102	2580	102
<b>5</b> Maximum Dig Height	5330	210	5590	220	<b>15</b> O/A Shipping Length	5330	210	5460	215
<b>6</b> Maximum Dump Clearance	3820	150	4080	161	<b>16</b> Boom Swing Right	785	31	785	31
<b>7</b> Boom In Reach	2400	94	2530	100	<b>17</b> Boom Swing Left	695	27	695	27
<b>8</b> Tail Swing	1130	44	1130	44	<b>18</b> Track Belt/Shoe Width	400	16	400	16
<b>9</b> Maximum Blade Height	405	16	405	16	<b>19</b> O/A Track Width	1980	78	1980	78
<b>10</b> Maximum Blade Depth	555	22	555	22					

## STANDARD EQUIPMENT

---

- 1-way and 2-way (combined function) auxiliary hydraulic lines
- 100% pilot control joysticks
- Adjustable auxiliary flow control for work tools
- Adjustable armrests
- Alternator
- Anti-theft security system
- Automatic engine idle
- Automatic swing park brake
- Automatic two speed travel
- Auxiliary line quick disconnects
- Boom cylinder guard
- Cab mounted work light
- Canopy with FOPS ISO 10262 (Level 1) and Tip-Over Protection (TOPS) ISO 12117
- Coat hook
- COMPASS display panel
- Cup holder
- Continuous flow
- Control pattern changer (not available in Europe)
- Dozer blade with float function
- Economy mode settings
- Floor mat
- Foot travel pedals
- Gauges or indicators for fuel level engine coolant temperature, hour meter, engine oil pressure, air cleaner, alternator and glow plugs, service interval
- Horn
- Hydraulic oil cooler
- Lifting eye on bucket linkage (standard equipment for all regions except Europe)
- Lockable fuel cap
- Lockable storage box
- Low maintenance linkage pin joints
- Maintenance free battery
- Rubber track
- Retractable seatbelt
- Standard stick
- Suspension seat, vinyl covered
- "Thumb ready" sticks (standard equipment for all regions except Europe)
- Travel alarm (optional in Europe)

## OPTIONAL EQUIPMENT

---

- Air conditioning
- Angle dozer blade with float function
- Beacon socket for canopy machines
- Block heater
- Boom check valve
- Boom mounted light
- Cab, radio ready with FOPS ISO 10262 (Level 1), ROPS ISO 12117-2 and Tip-Over Protection (TOPS) ISO 12117 with heater/defroster, interior light and windshield wiper/washer
- Ecology drain valve for hydraulic tank
- Extra counterweight for extreme lifting applications
- High back suspension seat, fabric covered
- Hydraulic quick coupler lines
- Long stick
- Mirrors for cab and canopy
- Quick Coupler, mechanical or hydraulic
- Secondary auxiliary hydraulic lines
- Steel track and steel track with rubber pads
- Stick check valve

# 305.5E2 CR Mini Hydraulic Excavator

---

For more complete information on Cat products, dealer services, and industry solutions, visit us on the web at [www.cat.com](http://www.cat.com)

AEHQ7320 (07-14)

© 2014 Caterpillar  
All Rights Reserved  
Printed in U.S.A.

Materials and specifications are subject to change without notice. Featured machines in photos may include additional equipment. See your Cat dealer for available options.

CAT, CATERPILLAR, SAFETY.CAT.COM, their respective logos, "Caterpillar Yellow" and the "Power Edge" trade dress, as well as corporate and product identity used herein, are trademarks of Caterpillar and may not be used without permission.

